



MAINTENANCE

OF MCX LED AND MX2 LED NON-CARBON MICROMOTORS.

Refer to the user manual for the product for the complete cleaning and sterilisation maintenance procedures. This medical device is supplied in "non sterile" condition. Please ensure that this procedure is followed before the device is used.

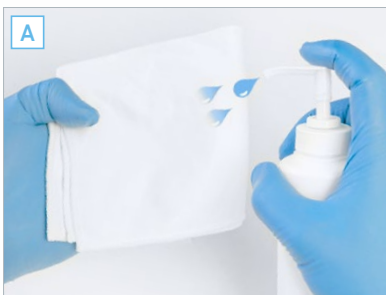
1 PREPARATION AND CLEANING



A. DISCONNECT THE MOTOR FROM THE CABLE

B. CLEAN UNDER RUNNING WATER AT <38°C

2 DISINFECTION



A. DISINFECTION USING SURFACE DISINFECTANT
(follow the manufacturer's instructions for use)


⊘ Do not immerse the instrument in a disinfectant bath

3 STERILISATION



A. PLACE THE MOTOR IN A STERILISATION BAG

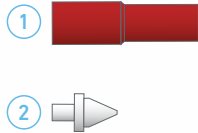
B. STERILISE IN ACCORDANCE WITH THE
MANUFACTURER'S INSTRUCTIONS

- Instruments bearing the  symbol can be sterilised in an autoclave

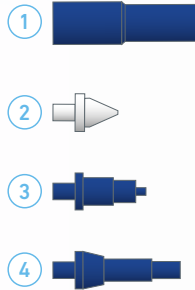
MAINTENANCE ACCESSORIES



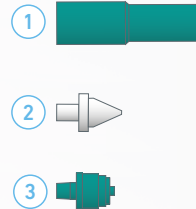
SPRAYNET
500 ml cleaning spray
Pack of 6
REF. 1600036-006



LUBRIFIUID
500 ml lubricant
Pack of 6
REF. 1600064-006



AQUACARE
500 ml cleaning spray
Pack of 6
REF. 1600617-006



LUBRICARE
Maintenance system
REF. 1600915-001



LUBRIMED
Pack of 6 cartridges
REF. 1600037-006



BIEN-AIR CLEANING WIRE
Pack of 10
REF. 1000001-010